



## technical data sheet

Description :

### **PRO SERIES FLOOR CABINETS** **Front glass door, side and rear blind panels**

PRO Series cabinets have been designed for the containment of the main equipment for cabling systems and LAN networks. The new solution with an original design allows the integration of a wide range of accessories needed in the most advanced hi-tech environments. They are available with a width or depth of 600 or 800 mm, provided with front glass door and side and rear blind panels. It is possible to customize the cabinets according to the needs of the customer.

CODE		DESCRIPTION	DIMENSIONS (mm)						WEIGHT	STATIC LOAD
			OVERALL			USEFUL				
			W	D	H	W.us	D.us	H.us	Kg	Kg
RAL 7035	RAL 9005									
2009002	2009002N	Cabinet 19" 600x600x24U	600	600	1206	486	526	1084	55	1000
2009008	2009008N	Cabinet 19" 600x600x27U	600	600	1340	486	526	1220	63	1000
2009009	2009009N	Cabinet 19" 600x800x27U	600	800	1340	486	726	1220	70	1000
2009006	2009006N	Cabinet 19" 600x600x38U	600	600	1829	486	526	1709	68	1000
2009013	2009013N	Cabinet 19" 600x800x38U	600	800	1829	486	726	1709	93	1000
2009021	2009021N	Cabinet 19" 800x600x38U	800	600	1829	686	526	1709	84	1000
2009020	2009020N	Cabinet 19" 800x800x38U	800	800	1829	686	726	1709	95	1000
2009007	2009007N	Cabinet 19" 600x600x42U	600	600	2007	486	526	1887	73	1000
2009012	2009012N	Cabinet 19" 600x800x42U	600	800	2007	486	726	1887	86	1000
2009014	2009014N	Cabinet 19" 800x600x42U	800	600	2007	686	526	1887	98	1000
2009011	2009011N	Cabinet 19" 800x800x42U	800	800	2007	686	726	1887	100	1000
2009010	2009010N	Cabinet 19" 800x800x47U	800	800	2229	686	726	2109	127	1000

### MAIN FEATURES



- Steel sheet structure
- Front tempered safety glass door with quick release system, opening 270°
- Painting: standard color Grey RAL 7035 or Black RAL 9005 (upon request)
- Push-button handle with key
- Nr. 2 vertical uprights in steel (nr. 4 uprights for cabinet with 800 mm depth), adjustable in depth, with unit number and highly conductive metallic varnish finishing
- Nr. 4 levelling feet
- Side and rear panels with ¼ turn device quick removal system
- Roof and basement have removable trapdoors for cable inlet
- Ventilation slits for exhaust air and holes for the installation on the roof for ventilation units with 2, 3 or 4 fans
- Earthing kit
- Loading weight with levelling feet is 1000 Kg; with wheels is 220 Kg
- IP20 degree of protection according to EN 60259
- IEC 60297, EN 62208 compliant

Packaging : cardboard, polyurethane foam and transparent film for immediate checking of the integrity of the product

QUBIX S.p.A. Networking solutions – Via Canada, 22/A – 35127 Padova – Italy  
Tel. +39 049 7801994 – Fax +39 049 775667 – <http://www.qubix.it>

Rev. 01-22

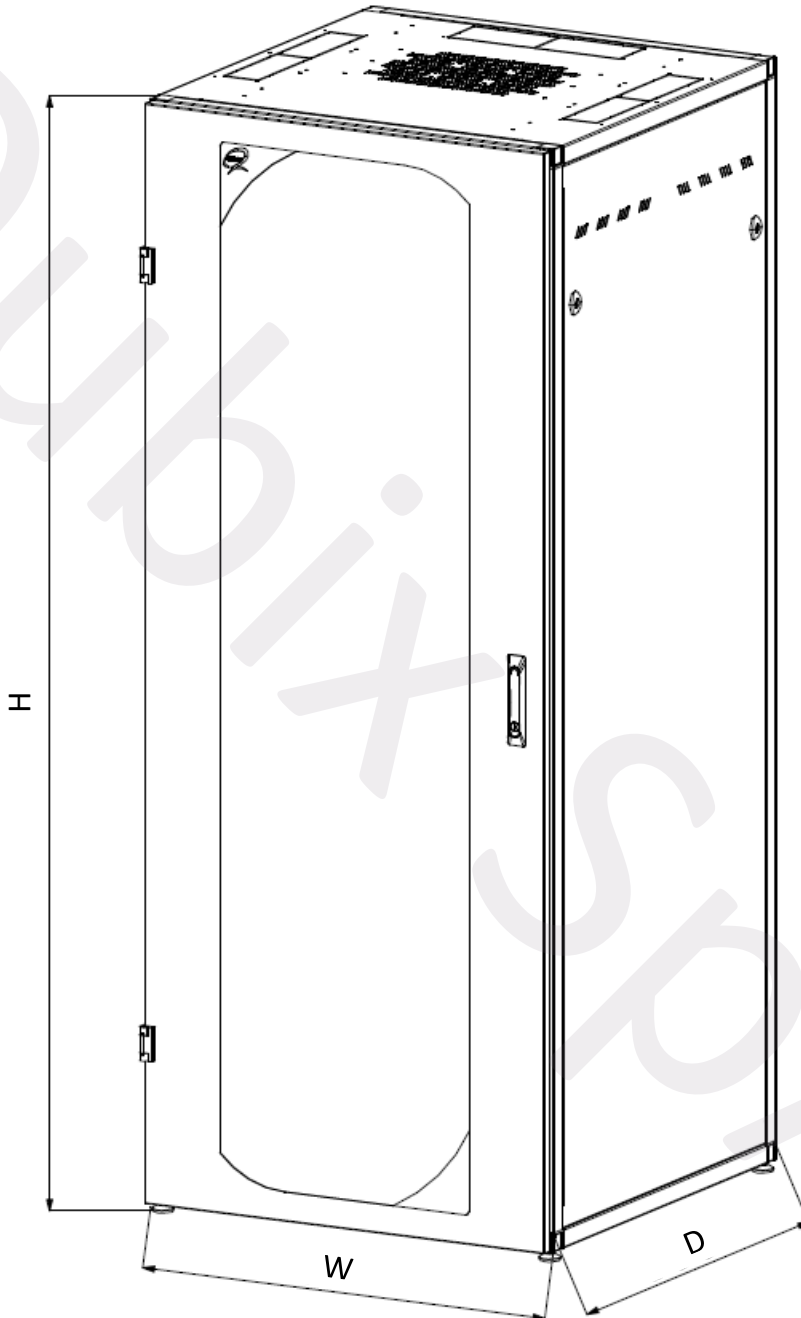
Qubix S.p.A. si riserva di apportare modifiche e migliorie in qualsiasi momento senza preavviso  
Qubix S.p.A. reserves the right to make changes and improvements at any time without notice



Description :

**PRO SERIES FLOOR CABINETS**  
**Front glass door, side and rear blind panels**

*TECHNICAL DRAWINGS*

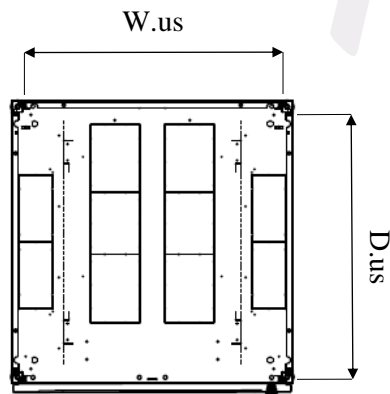
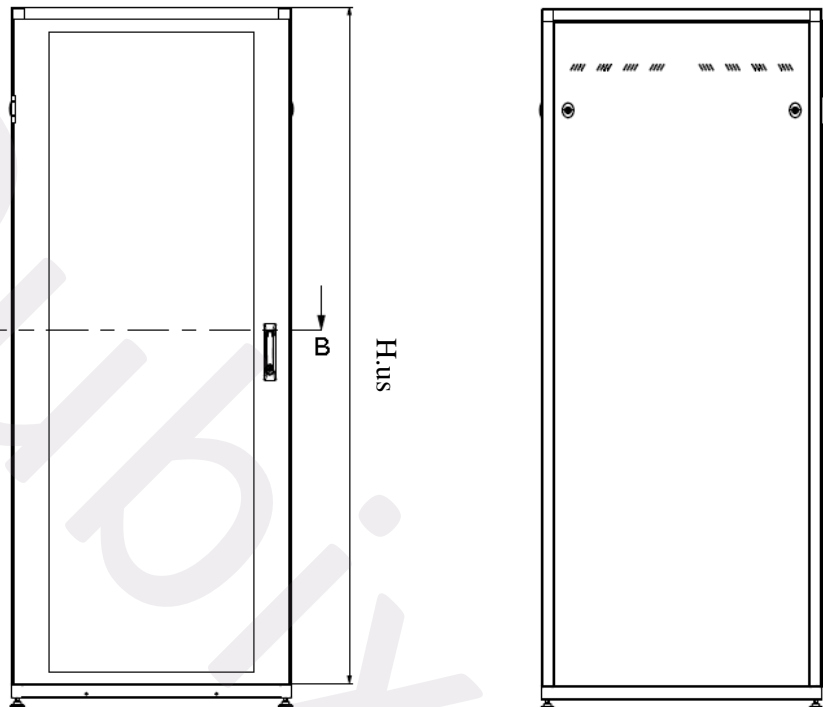




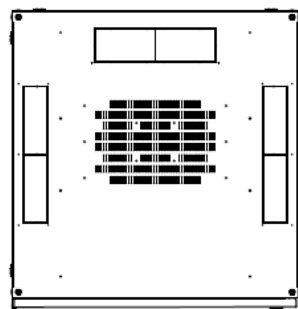
Description :

**PRO SERIES FLOOR CABINETS**  
**Front glass door, side and rear blind panels**

TECHNICAL DRAWINGS



Section B-B



DETAIL OF 19" UPRIGHT

