



Description :

**FLOOR TECH CABINETS**  
**Front glass door, side and rear blind panels**

Floor TECH racks are designed for the containment of the main equipment for structured cabling and LAN networks. The solution with a new design allows the integration of a wide range of accessories needed in the most advanced hi-tech environments. Racks are available with width of 600 or 800 mm and depth of 600 or 800 mm, equipped with front glass door, side and rear removable blind panels.

CODES		DESCRIPTION	DIMENSIONS (mm)			LOADING WEIGHT
RAL 7035	RAL 9005		W	D	H	Kg
2009181	2009181N	Cabinet 19" 600x600x22U	600	600	1128	800
2009182	2009182N	Cabinet 19" 600x600x27U	600	600	1350	800
2009109	2009109N	Cabinet 19" 600x800x27U	600	800	1350	800
2009183	2009183N	Cabinet 19" 600x600x36U	600	600	1750	800
2009113	2009113N	Cabinet 19" 600x800x36U	600	800	1750	800
2009121	2009121N	Cabinet 19" 800x600x36U	800	600	1750	800
2009120	2009120N	Cabinet 19" 800x800x36U	800	800	1750	800
2009184	2009184N	Cabinet 19" 600x600x42U	600	600	2017	800
2009112	2009112N	Cabinet 19" 600x800x42U	600	800	2017	800
2009114	2009114N	Cabinet 19" 800x600x42U	800	600	2017	800
2009185	2009185N	Cabinet 19" 800x800x42U	800	800	2017	800
2009186	2009186N	Cabinet 19" 800x800x47U	800	800	2239	800



**MAIN FEATURES**

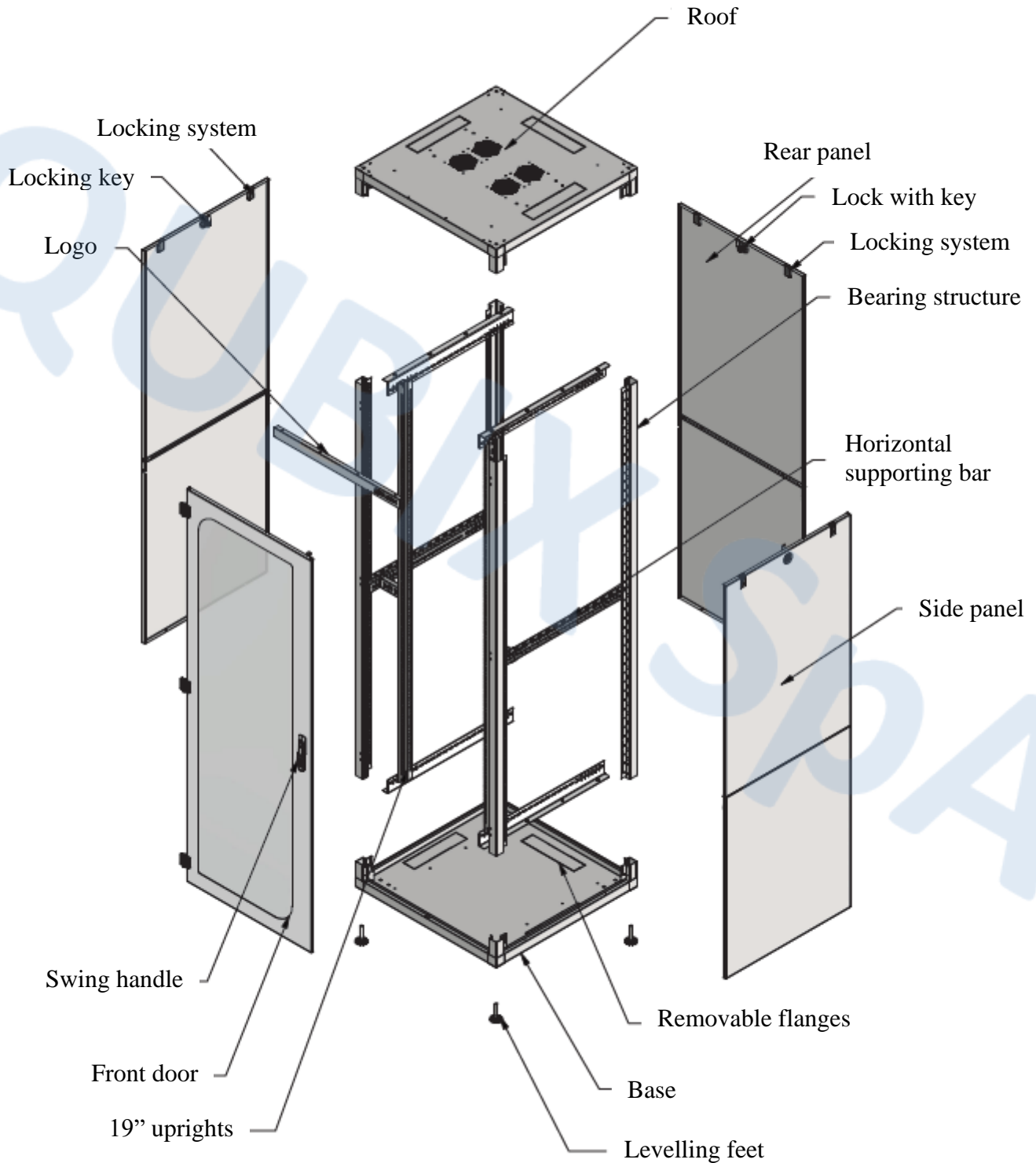
- Steel sheet structure
- Colour: Grey RAL 7035 or Black RAL 9005 (on request)
- Front glass door with swing handle with key and 3- point locking system
- Door opening 180°
- 2-sections blind side and rear removable panels with locking key for the 36, 42 and 47U versions; 1-section blind panels for the 22 and 27U versions
- Ventilation slits for exhaust air and holes for the installation on the roof of ventilation units
- Roof and floor base panel with removable flanges for cable inlet
- No. 2 19" uprights with unit number and adjustable in depth
- IP20 protection degree according to EN 60529
- Earthing kit
- Loading weight: 800Kg
- No. 4 levelling feet
- Compliant with standard IEC 60297, EN 61587-1, EN 60917



Description :

**FLOOR TECH CABINETS**  
**Front glass door, side and rear blind panels**

**TECHNICAL DRAWINGS**

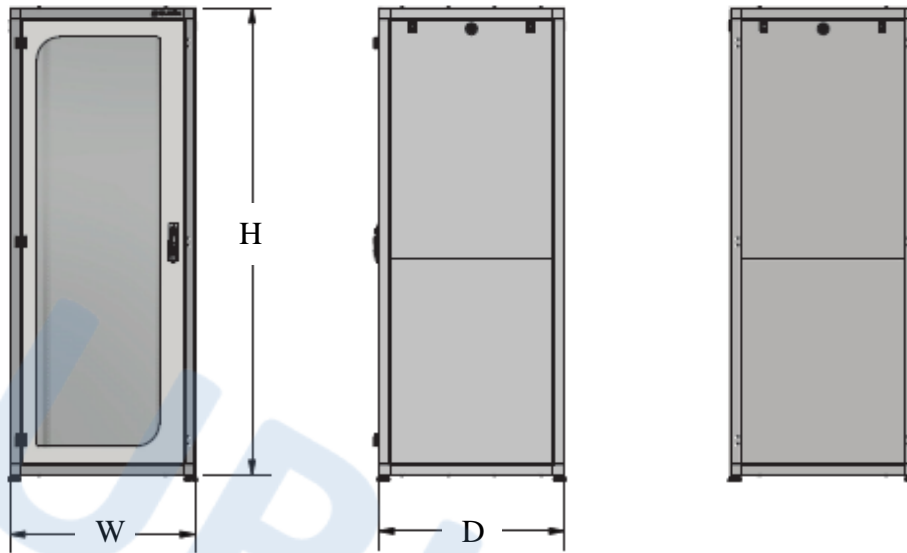




Description :

**FLOOR TECH CABINETS**  
**Front glass door, side and rear blind panels**

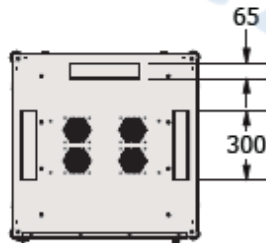
TECHNICAL DRAWINGS



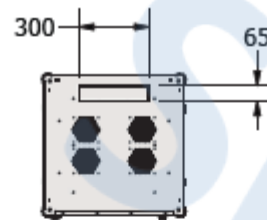
Front view

Side view


Rear view



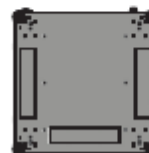
Top view for racks with  
W=800



Top view for racks with  
W=600



Bottom view for racks  
with W=800



Bottom view for racks  
with W=600

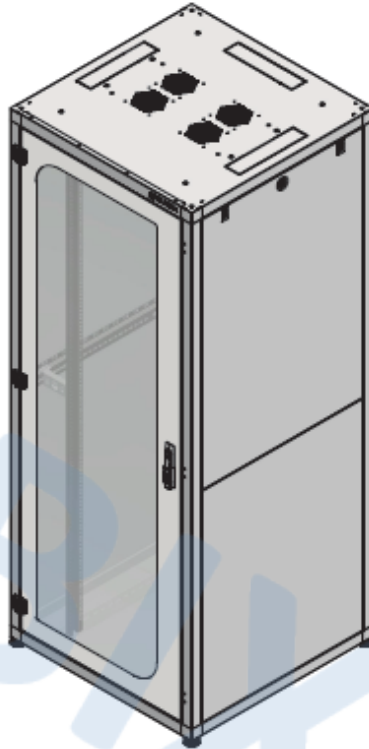


Description :

**FLOOR TECH CABINETS**

**Front glass door, side and rear blind panels**

**TECHNICAL DRAWINGS**



Isometric view for  
racks with W=800



Isometric view for  
racks with W=600