



Description :

**PRO SERIES WALL MOUNTED CABINETS**  
**Front glass door, side blind panels**

PRO series wall mounted cabinets are designed for the containment of the main equipment for structured cabling, LAN networks. The new solution, with an original design allows the integration of a wide range of accessories needed in the most advanced hi-tech environments. They are available with a width of 600 mm and a depth of 400, 500 or 600 mm, with front glass door and side blind panels. Easy transport and fast assembly flat-packs are also available.

| CODE      |           | DESCRIPTION             | OVERALL DIMENSIONS (mm) |     |      | WEIGHT | BEAR |
|-----------|-----------|-------------------------|-------------------------|-----|------|--------|------|
| Assembled | Flat pack |                         | W                       | D   | H    | Kg     | Kg   |
| 2010031   | 2010031F  | Cabinet 19" 600x400x6U  | 600                     | 400 | 395  | 13,5   | 50   |
| 2010032   | 2010032F  | Cabinet 19" 600x400x9U  | 600                     | 400 | 528  | 16,3   | 50   |
| 2010042   | 2010042F  | Cabinet 19" 600x500x9U  | 600                     | 500 | 528  | 21     | 50   |
| 2010054   | 2010054F  | Cabinet 19" 600x600x9U  | 600                     | 600 | 528  | 21,1   | 50   |
| 2010034   | 2010034F  | Cabinet 19" 600x400x12U | 600                     | 400 | 660  | 19,2   | 50   |
| 2010044   | 2010044F  | Cabinet 19" 600x500x12U | 600                     | 500 | 660  | 24     | 50   |
| 2010056   | 2010056F  | Cabinet 19" 600x600x12U | 600                     | 600 | 660  | 25,8   | 50   |
| 2010035   | 2010035F  | Cabinet 19" 600x400x15U | 600                     | 400 | 795  | 25     | 50   |
| 2010045   | 2010045F  | Cabinet 19" 600x500x15U | 600                     | 500 | 795  | 27     | 50   |
| 2010057   | 2010057F  | Cabinet 19" 600x600x15U | 600                     | 600 | 795  | 29,5   | 50   |
| 2010058   | 2010058F  | Cabinet 19" 600x600x22U | 600                     | 600 | 1060 | 33     | 50   |



**GENERAL FEATURES**

- Steel sheet structure, 1 mm thick
- Front safety glass door, reversible by easy remove system with lock and keys, 190° opening
- Blind side panels removable by ¼ turn locks
- Nr. 2 front 19" uprights adjustable in depth
- Nr. 2 rear fixed 19" uprights
- Ventilation slots for hot air outlet on top and bottom, premises to install ventilation kit with 1 or 2 fans on the roof
- Cable inlets from top and bottom
- Rear panel with quick hooks predisposition
- Color Gray RAL 7035
- IP 20 protection degree according to EN 60529
- Impact resistance IK09
- Static load: 50 Kg
- Packaging of assembled rack: cardboard and transparent film
- Packaging of flat pack: cardboard and polystyrene

**QUBIX S.p.A. Networking solutions – Via Canada, 22/A – 35127 Padova – Italy**  
**Tel. +39 049 7801994 – Fax +39 049 775667 – <http://www.qubix.it>**

Rev. 01-22

Qubix S.p.A. si riserva di apportare modifiche e migliorie in qualsiasi momento senza preavviso  
Qubix S.p.A. reserves the right to make changes and improvements at any time without notice

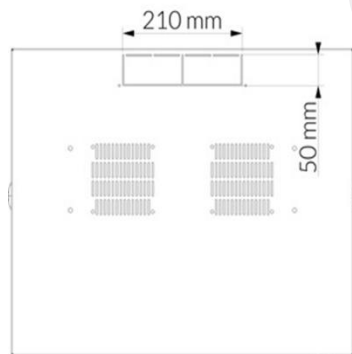
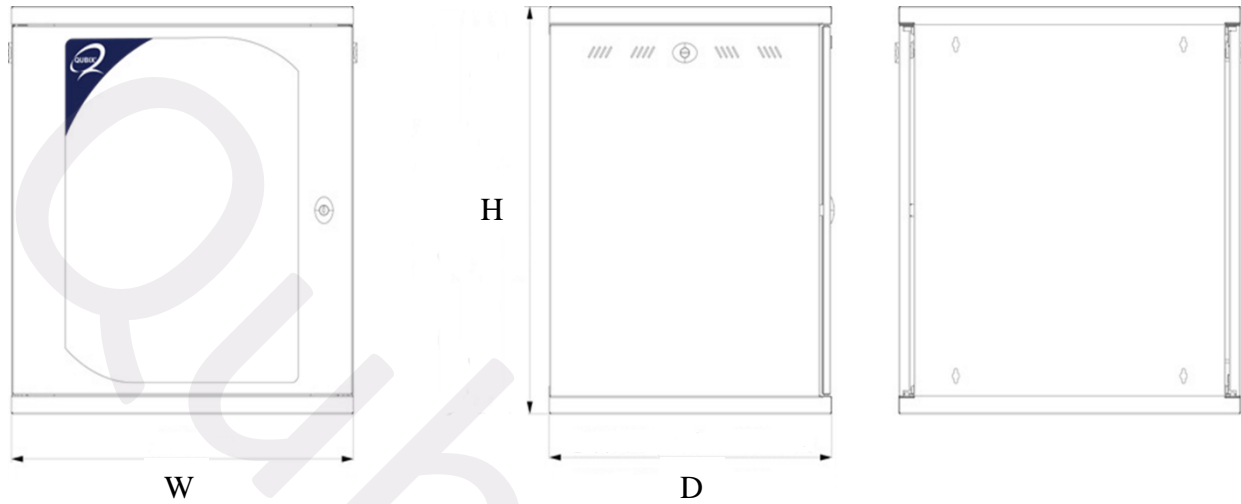


*technical data sheet*

Description :

**PRO SERIES WALL MOUNTED CABINETS**  
**Front glass door, side blind panels**

**TECHNICAL DRAWINGS**



**QUBIX S.p.A. Networking solutions – Via Canada, 22/A – 35127 Padova – Italy**  
**Tel. +39 049 7801994 – Fax +39 049 775667 – <http://www.qubix.it>**

Rev. 01-22


Qubix S.p.A. si riserva di apportare modifiche e migliorie in qualsiasi momento senza preavviso  
Qubix S.p.A. reserves the right to make changes and improvements at any time without notice



Description :

**PRO SERIES WALL MOUNTED CABINETS**  
**Front glass door, side blind panels**

**FLAT PACK PACKING DIMENSIONS**



| CODE     | DESCRIPTION             | FLAT PACK DIMENSIONS (mm) |      |     |
|----------|-------------------------|---------------------------|------|-----|
|          |                         | A                         | B    | C   |
| 2010031F | Cabinet 19" 600x420x6U  | 650                       | 475  | 270 |
| 2010032F | Cabinet 19" 600x420x9U  | 650                       | 575  | 240 |
| 2010042F | Cabinet 19" 600x520x9U  | 670                       | 670  | 270 |
| 2010054F | Cabinet 19" 600x620x9U  | 670                       | 670  | 270 |
| 2010034F | Cabinet 19" 600x420x12U | 650                       | 705  | 240 |
| 2010044F | Cabinet 19" 600x520x12U | 650                       | 705  | 240 |
| 2010056F | Cabinet 19" 600x620x12U | 650                       | 705  | 240 |
| 2010045F | Cabinet 19" 600x520x15U | 650                       | 840  | 240 |
| 2010057F | Cabinet 19" 600x620x15U | 650                       | 840  | 240 |
| 2010058F | Cabinet 19" 600x620x22U | 650                       | 1090 | 240 |