



Description :

WALL MOUNTED TECH CABINETS

Front glass door and side blind panels

Wall mounted TECH cabinets are designed for the containment of the main equipment for structured cabling and LAN networks. They are available with depth of 350, 450 or 600 mm, equipped with front glass door and side removable blind panels, colour grey RAL 7035.

CODE	DESCRIPTION	DIMENSIONS (mm)			LOADING WEIGHT
		W	D	H	Kg
2020021	Cabinet 19" 600x350x6U	600	350	370	60
2020031	Cabinet 19" 600x450x6U	600	450	370	60
2020032	Cabinet 19" 600x450x9U	600	450	500	60
2020042	Cabinet 19" 600x600x9U	600	600	500	60
2020034	Cabinet 19" 600x450x12U	600	450	635	60
2020044	Cabinet 19" 600x600x12U	600	600	635	60
2020035	Cabinet 19" 600x450x15U	600	450	770	60
2020045	Cabinet 19" 600x600x15U	600	600	770	60
2020046	Cabinet 19" 600x600x22U	600	600	1080	60



GENERAL FEATURES

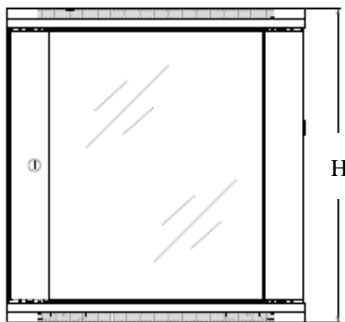
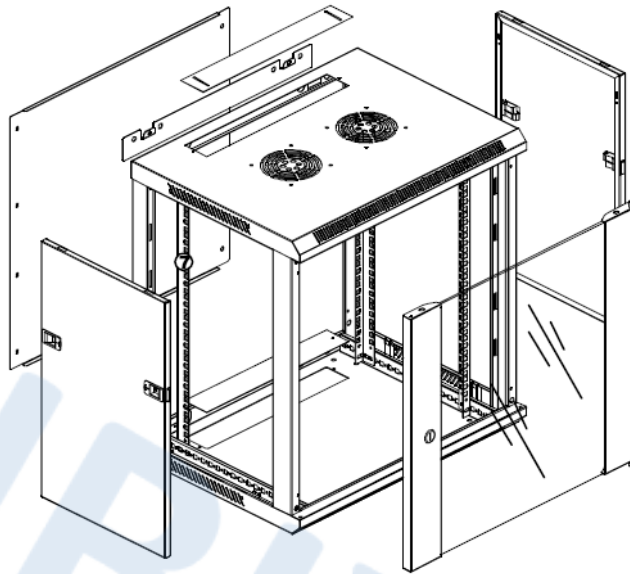
- Frame in steel sheet
- Finishing colour grey RAL 7035
- Front safety glass door with lock and keys, opening over 180°
- Removable blind side panels
- Top and bottom cable inlets
- Ventilation slots for air outlet on top and bottom, suitable for the installation of ventilation fans on the top
- IP20 degree of protection
- No. 4 vertical uprights adjustable in depth to install 19" standard equipments
- No. 2 L-shaped supports
- Static load: 60 kg



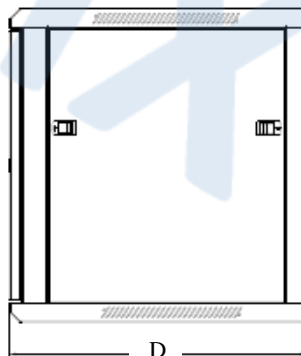
Description :

WALL MOUNTED TECH CABINETS
Front glass door and side blind panels

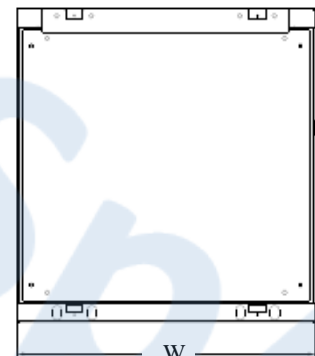
TECHNICAL DRAWING



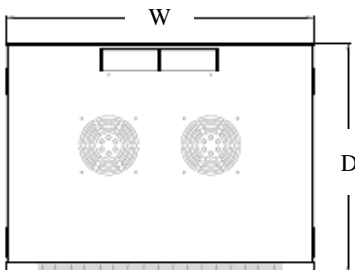
Front view



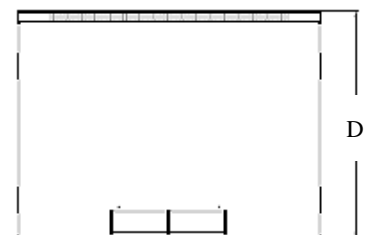
Side view



Rear view



Top view



Bottom view