

GENERAL

The LK type launch reel can contain one bare fiber reel with length up to 2000m.


Most common fibers and lengths are always available on stock, see details below.

Broken ends, connectors and/or broken fiber inside the tubes can be quickly repaired by the factory.

If you need launch reels with two or three fibers, please check the LS type specification.

MODELS AVAILABLE

- SM fibers G652.D, G657.A standard length 550 m, 1000 m, 2000 m
G655 standard length 550 m.
- MM fibers 62.5/125 OM1 - 50/125 OM2 - 50/125 OM3 - 50/125 OM4
standard length 150 m, 500 m.
- Termination with any type of simplex connector
- Simplex connectors protected by dust cap with latch – see example pag. 4
- 3 mm LSZH ruggedized **Metal Armoured** cables, length 2 m
crush resistance 3,5 kN/10cm according to IEC 60794-1-2-E3
cable colors: Yellow for SM fibers G652.D, G655 and G657.A
Orange for MM 62.5/125 OM1 and 50/125 OM2
Aqua for 50/125 OM3 and 50/125 OM4
- 35 mm of white heat-shrinkable tube on the cable close to the boot helps to identify the connector when plugged into the rack with many connectors – see example pag. 4.
- Power meter certificate always inside the case. OTDR certificate available on request.
- Final quality control of 100% of the fibers is recorded at manufacturers' laboratory.
- Removable shoulder strap allows to work with both hands free.
- Two black clamps hold the fibers neatly on the aluminium plate inside the case, when working with the fibers, keep the two clamps upward respect to the plate. If the cover of the case closes accidentally, the clamps will avoid crushing the fibers (see photo next page).



- A warranty void label prevents any opening of the 250 μ m fiber area.
PLEASE TAKE CARE, IF THE SEAL LABEL IS REMOVED THE WARRANTY OF THE LAUNCH REEL IS VOID

O P T I C A L C H A R A C T E R I S T I C S

Fiber	IEC Norm
SM 9/125 OS2 according to ITU-T G652.D	IEC 60793-2-50
SM 9/125 OS2 according to ITU-T G655	IEC 60793-2-50
SM 9/125 OS2 according to ITU-T G657.A1	IEC 60793-2-50
MM 50/125 OM2 according to ITU-T G651	IEC 60793-2
MM 50/125 OM3 according to ITU-T G651	IEC 60793-2
MM 50/125 OM4 according to ITU-T G651	IEC 60793-2
MM 62.5/125 OM1 according to ITU-T G651	IEC 60793-2

E N V I R O N M E N T A L S P E C I F I C A T I O N

	min	max
Operating Temperature [°C]	- 40	+85
Storage Temperature [°C]	- 40	+85

L A B E L I N G

The Launch Reel identification label on the cover of the case :

- Fiber type + fiber length + connectors
- Batch number

The colour of the label is:

- Orange case with MM fiber
- White case with SM fiber

LAUNCH REEL


Fiber Type: G652D
Fiber Length: 2000 m
Connectors: SC/APC - LC/APC
Batch n°: J21/12345

GENERAL SPECIFICATION

- Dimension 214 x 172 x H 98 mm
- Watertight and dust proof grade IP 67
- Crush proof grade IK10
- All metal parts are stainless steel or aluminium
- Max. weight with 2km of fiber 0,9 Kg

TECHNICAL DRAWINGS


Case Overall Dimensions



Launch Reel Test Report					
WARRANTY VOID IF SEAL REMOVED					
Batch no.	Customer		Quantity		
J21/14096	WELCOME		1 of 1		
Date	08/11/2021	Order no.	103621		
Code:	LK19LCLASCBU200X				
Description:	Launch Reel 9/125 G652 LC/APC - SC/UPC 2000 m				
Fiber + Connector	IL [dB] - 1310 nm		Fiber + Connector	IL[dB] - 1550 nm	
	Side A	Side B		Side A	Side B
	0,41	0,40		0,37	0,35
RL Grade according IEC 61753-1	MM PC ≥ 35 dB		UPC ≥ 50 dB	APC ≥ 60 dB	
Test Instruments:	JDS Reflection Meter RX3070 - S/N GH000156 - wavelength 1310-1550 nm				
Ferrule Concentricity:	SM < 0,3 μm ; MM < 1,0 μm				
Operator:	N.4				
File identification :	J21/14096 .xls				
Notes:	Connector side A = connector close to the cover of the box				

Mod. opt_67 ed.00 rev. 0

Example of Test Report



- Connectors protected by dust cap with latch
- 35 mm white heat-shrinkable tube helps to identify the launch reel connectors

M A T E R I A L S

N°	Component	Material
1	Case PELI 1120NF	Ultra High Impact Polypropylene Copolymer
2	Cover O-Ring	Neoprene
3	Removable Strap	Bend - Polypropylene and Nylon Hooks - Nickel Plated Zinc Alloy
4	Internal Plate	Aluminium 12/10mm
5	Clamps	Soft Steel (RMS-243); Coating PVC (RMS-118)
6	Ruggedized cable	LSZH jacket + Kevlar + stainless steel buffer
7	Connectors	See the relative specification

The materials of the LK Launch Reel are **RoHS and REACH compliant**.

E N D O F S P E C I F I C A T I O N