


Launch Reel – LS Type



TECHNICAL SPECIFICATION



GENERAL

The LS type launch reel can contain 2 or 3 fiber reels with total lengths up to 4000m.

Most common fibers and lengths are always available on stock, see details below.


Broken ends, connectors and/or broken fiber inside the tubes can be quickly repaired by the factory.

If you need launch reels with one fiber only, please check the LK type specification.

Optional internal splice cassette is available on request: refer to Spec. N° LS-ST-00 008.

MODELS AVAILABLE

- SM fibres G652.D, G657.A standard length 550 m, 1000 m, 2000 m
G655 standard length 550 m.
- MM fibres 62.5/125 OM1 - 50/125 OM2 - 50/125 OM3 - 50/125 OM4
standard length 150 m, 500 m.
- Termination with any type of simplex connector.
- Simplex connectors protected by dust cap with latch – see example pag.
- 3 mm LSZH ruggedized **Metal Armoured** cable– length 2 m
Yellow for SM fibres G652D, G655, G657.A
Orange for MM 62.5/125 OM1 and 50/125 OM2
Aqua for 50/125 OM3 and 50/125 OM4
For reels of 2 or 3 different fibres: all 3 cables will have different colours.
Crush (IEC 60794-1-2-E3) = 3500 N/100mm
- 35 mm of white heat-shrinkable tube on the cable close to the boot helps to identify the connector when plugged in the rack – see example pag. 4
- Power meter certificate always inside the case. OTDR certificate available on request.
- Final quality control of 100% of the fibers is recorder at manufacturers' laboratory.
- Removable shoulder strap allows to work with both hands free.
- Three black clamps hold the fibers neatly on the aluminium plate inside the case, when working with the fibers, keep the three clamps upward respect to the plate. If the cover of the case closes accidentally, the clamps will avoid crushing the fibers (see photo next page).



- A warranty void label prevents any unauthorized opening of the 250 μm fibers area.
PLEASE TAKE CARE, IF THE SEAL LABEL IS REMOVED THE WARRANTY OF THE LAUNCH REEL IS VOID

O P T I C A L C H A R A C T E R I S T I C S

Fiber	IEC Norm
SM 9/125 OS2 according to ITU-T G652D	IEC 60793-2-50
SM 9/125 OS2 according to ITU-T G655	IEC 60793-2-50
SM 9/125 OS2 according to ITU-T G657A	IEC 60793-2-50
MM 50/125 OM2 according to ITU-T G651	IEC 60793-2
MM 50/125 OM3 according to ITU-T G651	IEC 60793-2
MM 50/125 OM4 according to ITU-T G651	IEC 60793-2
MM 62.5/125 OM1 according to ITU-T G651	IEC 60793-2

E N V I R O N M E N T A L S P E C I F I C A T I O N

	min	max
Operating Temperature [°C]	- 40	+85
Storage Temperature [°C]	- 40	+85

L A B E L I N G

The Launch Reel has two identification labels:

External Label on the cover of the case

- Fiber type + fiber length + connectors
- Batch number

Internal Label to identify each fiber

- Fiber type + fiber length + connectors

The colour of the two labels is:

- Orange case with MM fibers only
- White case with SM or SM+MM fibres

LAUNCH REEL

G652D - 2000m - FC/APC LC/APC

G657A - 2000m - FC/APC FC/APC

G655 - 500m - FC/APC E2000/APC

Batch n°: J13/01234

G652D - 2000m - FC/APC LC/APC

G657A - 2000m - FC/APC FC/APC

G655 - 500m - FC/APC E2000/APC

G E N E R A L S P E C I F I C A T I O N

- Dimension 232 x 192 x H 111 mm
- Watertight and dust proof grade IP 67
- All metal parts are stainless steel or aluminum
- Max. weight with 4km fibers 1,2 kg
- Crush proof grade IK10

Case Overall Dimensions




Launch Reel Test Report

WARRANTY VOID IF SEAL REMOVED

Batch no. J21/14097	Customer WELCOME	Quantity 1 of 1				
Date 21/04/2021	Order no. 103621					
Fiber 1	Code: LR1920P80P100X Description: Launch Reel 9/125 G 652 SC/PC - LC/PC 1000 m					
Fiber 2	Code: N.A. Description: N.A.					
Fiber 3	Code: N.A. Description: N.A.					
Fiber + Connector	IL [dB] - 1310 nm		Fiber + Connector		IL [dB] - 1550 nm	
	Side A	Side B		Side A	Side B	
1	0,38	0,36	1	0,27	0,28	
2	N.A.	N.A.	2	N.A.	N.A.	
3	N.A.	N.A.	3	N.A.	N.A.	
RL Grade according IEC 61753-1		MM PC ≥ 35 dB		UPC ≥ 50 dB		APC ≥ 60 dB
Test Instruments: JDS Reflection Meter RX3070 - S/N GH000156 - wavelength 1310-1550 nm						
Ferrule Concentricity: SM < 0,3 μm ; MM < 1,0 μm						
Operator: N.4						
File identification : J21/14097.xls						
Notes: Connectors side A = connectors close to the cover of the box						

Mod: opt_E2 ed 01 rev. 3

Example of Test Report



- Connectors protected by dust cap with latch
- 35 mm white heat-shrinkable tube helps to identify the launch reel connectors

M A T E R I A L S

N°	Component	Material
1	Case PELI 1150NL	Ultra High Impact Polypropylene Copolymer
2	Cover O-Ring	Neoprene
3	Removable Strap	Bend - Polypropylene and Nylon Hooks - Nickel Plated Zinc Alloy
4	Internal Plate	Aluminium 12/10mm
5	Clamps	Soft Steel (RMS-243); Coating PVC (RMS-118)
6	Ruggedized cable	LSZH jacket + Kevlar + stainless steel buffer
7	Connectors	See the relative specification

The materials of the LS Launch Reel are **RoHS and REACH compliant**.



Case with two bare fiber reels



Case with three bare fiber reels

E N D O F S P E C I F I C A T I O N