

Product Family: LANscape[®], Hardware solutions
Product: Splice trays
Fibre: InfiniCor[®] SX+ OM3, InfiniCor[®] 600 OM2, InfiniCor[®] 300 OM1, SMF-28e[™] OS2

Application

Corning Cable Systems' splice trays are suited to protect and manage fibre splices at field-, transition- and end-splice locations. Each splice tray design is specially designed for use with Corning Cable Systems' different indoor or outdoor enclosures (to choose the proper splice tray in combination with a specific enclosure type it must be referred to the datasheets of the enclosure itself).

Description

Corning Cable Systems' splice trays use proven design and fibre organization technology to provide optimum physical protection for fusion and mechanical splicing methods. The trays are engineered for use with both loose tube and tight buffered optical cable designs. Their generous size prevents induced attenuation due to fibre bending.

MFT splice trays


MFT splice trays are available in different designs for allocation of different splice protectors (single-fibre and crimp fusion splice protectors on request also for ribbon heat-shrink splice protectors and CamSplice mechanical splices) and for use in different splice enclosures (Stackable with or without pigtail extension for use in patchpanels, wall boxes and in-line closures, Flip with hinged tail for use in dome closures). The stackable as well as the flip version feature a hinged mounting that allows full and easy access to each splice tray at any time. MFT splice trays have a maximum capacity of 24 single-fibre fusion splices with a 1200 mm long fibre slack. The routing guides within the tray ensure an easy and secured fibre storage with controlled minimum bend radius (30 mm) and allow to safely revert the sense of rotation of the fibres. MFT splice trays feature up to 8 buffer tube entries allowing for uncut fibres storage in mid-span applications. Break-out components eliminate the need of additional parts to mount the trays in the enclosures, to stack and lock the trays to each other and to fix buffer tubes or tight buffered fibres. A transparent splice cover allow for a clear view of the fibres without need to access the tray.

Standard splice trays


Standard splice trays thanks to their small dimensions are especially suitable for small enclosures for splice of low fibre-count cables. The snap-in interchangeable splice organizers allow for allocation of different splice protectors (single-fibre and ribbon heat-shrink, single fibre crimp fusion splice protectors and CamSplice mechanical splices). Each standard splice tray can allocate up to 2 splice organizers for a recommended maximum capacity of 12 single-fibre fusion splices with a 1200 mm long fibre slack. The standard splice trays can accept up to 8 buffer tubes to be secured by means of cable ties (included in the packs) and allow for storage of uncut fibres in mid-span applications.



MFT splice tray (flip version) for up to 24 heat-shrink single fibre splice protectors



Standard splice tray with splice organizer for up to 12 crimp single fibre splice protectors



Metal splice tray for up to 12 heat-shrink single fibre splice protectors

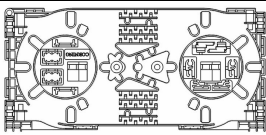
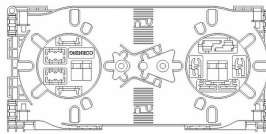
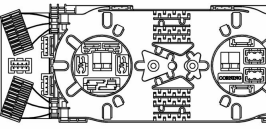
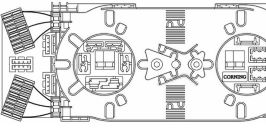
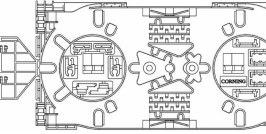
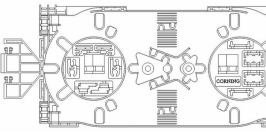



A transparent splice cover allow for a clear view of the fibres without need to access the tray.

Metal splice trays

Metal splice trays consist of a rugged aluminium base (black) with a cover of the same material. Crimpable metal tabs provide buffer-tube strain relief for up to 8 buffer tubes; additional strain relief points are available on one side for securing buffer tubes or pigtails to the trays using cable ties. Different models are available for accommodation of single-fibre (60 mm long) or ribbon fusion splices with heat shrink protectors. The metal splice trays are designed to fit in some of the Corning Cable Systems' splice housings (interconnection hardware and closures) as indicated in the datasheets of these products. Metal splice trays are characterized by a dimension type indicated in the tray description, the indicated type must be chosen compatibly to the indication given in the datasheet of the splice housing it has to be fitted in.

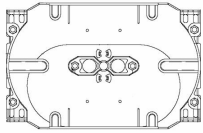




Order information:

MFT splice trays

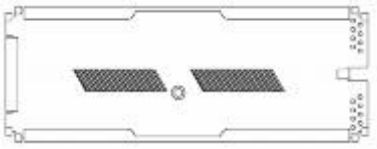
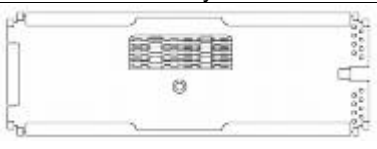
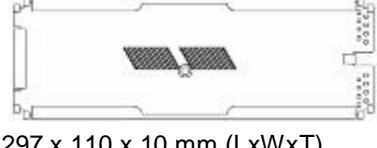

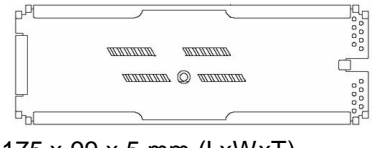
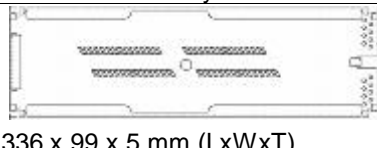
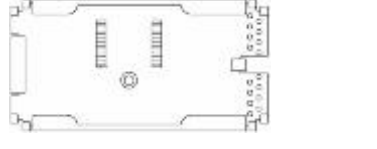
Ordering number	Description	Drawings/dimensions	Quantity/delivery unit
S46998-A4-A60	MFT stackable splice tray for up to 24 single-fibre heat-shrink splice protectors on 2 layers	 205 x 95 x 7 mm (LxWxT)	10/1
S46998-A4-A61	MFT stackable splice tray for up to 24 single-fibre crimp splice protectors on 1 layer	 205 x 95 x 7 mm (LxWxT)	10/1
S46998-A4-A40	MFT stackable splice tray with out-break pigtail extension for up to 24 single-fibre heat-shrink splice protectors on 2 layers	 245 x 95 x 7 mm (LxWxT)	10/1
S46998-A4-A41	MFT stackable splice tray with out-break pigtail extension for up to 24 single-fibre crimp splice protectors on 1 layer	 245 x 95 x 7 mm (LxWxT)	10/1
S46998-A2-R81	2 MFT Flip splice trays each for up to 24 single-fibre heat-shrink splice protectors on 2 layers + 2 covers	 233 x 95 x 7 mm (LxWxT)	4/1
S46998-A2-R82	4 MFT Flip splice tray each for up to 24 single-fibre heat-shrink splice protectors on 1 layer + 4 covers	 233 x 95 x 7 mm (LxWxT)	2/1
S46998-A2-R91	2 MFT Flip splice trays each for up to 24 single-fibre crimp splice protectors on 1 layer + 2 covers	 233 x 95 x 7 mm (LxWxT)	10/1
S46998-A2-R92	4 MFT Flip splice trays each for up to 24 single-fibre crimp splice protectors on 1 layer + 4 covers	 233 x 95 x 7 mm (LxWxT)	10/1
S46998-A4-A48	MFT splice cover pack		10/1
C46197-K11-C8	MFT splice cover, single	Thickness tray+cover = 10	1/1

		mm	
--	--	----	--

Standard splice trays and accessories

Ordering number	Description	Drawings/dimensions	Quantity/delivery unit
C46197-A7-A66	Standard splice tray for up to 2 splice organizers	 138 x 92 x 8 mm (LxWxT)	10/1
S46999-Z12-A1	Splice organizer for up to 6 heat-shrink splice protectors on 1 layer		10/1
C46197-A7-A69	Splice organizer for up to 12 crimp splice protectors on 1 layer		10/1
S46998-A4-R1	Splice organizer for up to 5 CamSplice mechanical splices on 1 layer		10/1
S46998-A4-A1	Standard splice cover pack	 Thickness tray+cover = 10 mm	10/1
C46197-K6-C2	Standard splice cover, single		1/1

Metal splice trays

Ordering number	Description	Drawings/dimensions	Quantity/delivery unit
M67-078	Metal splice tray wide, 0.4-inch thick for up to 24 heat-shrink splice protectors on 2 layers, with cover. Type 4S	 297 x 110 x 10 mm (LxWxT) T measured for tray + cover	1/1
M67-113	Metal splice tray 0.4-inch thick for up to 12 crimp splice protectors (Splice Pak™) on 2 layers, with cover. Type 4S	 205 x 99 x 10 mm (LxWxT) T measured for tray + cover	1/1
M67-076	Metal splice tray 0.4-inch thick for up to 12 heat-shrink splice protectors, with cover. Type 4S	 297 x 110 x 10 mm (LxWxT) T measured for tray + cover	1/1
M67-110	Metal splice tray reduced length, 0.4-inch thick for up to 12 heat-shrink or 12 crimp (Splice Pak™) splice protectors, with cover. Type 4R	 175 x 89 x 10 mm (LxWxT) T measured for tray + cover	1/1
M67-048	Metal splice tray 0.2 -inch thick for up to 12 heat-shrink splice protectors, with cover. Type 2S	 175 x 99 x 5 mm (LxWxT) T measured for tray + cover	1/1
M67-112	Metal splice tray long 0.2-inch thick for up to 24 heat-shrink splice protectors on 1 layer, with cover. Type 2S Long	 336 x 99 x 5 mm (LxWxT) T measured for tray + cover	1/1
M67-068	Metal splice tray reduced length 0.2-inch thick for up to 6 heat-shrink splice protectors on 1 layer, with cover. Type 2R	 185 x 89 x 5 mm (LxWxT) T measured for tray + cover	1/1

