Codice articolo **Product code:**	**2002015**
Descrizione **Description:**	**PRESA CCS CAT. 6 RJ45 NON SCHERMATA UTP COLORE BIANCO- T568A/B** **CAT. 6 CCS UNSHIELDED UTP RJ45 JACK COLOUR WHITE - T568A/B**

Descrizione

Presa CCS RJ45 di Categoria 6 non schermata con sistema di terminazione IDC 110/Krone per canali trasmissivi in Classe E.
Supporta applicazioni Gigabit Ethernet (IEEE 802.3ab).
Idonea per Po/PoE+ (IEEE 802.3af/at).

Description

CAT 6 CCS unshielded RJ45 jack with IDC 110/Krone termination system for transmission channels of Class E.
It supports Gigabit Ethernet applications (IEEE 802.3ab) and is suitable for PoE/PoE+ (IEEE 802.3af/at).

Prestazioni

Certificazioni	Force Technology Categoria 6 Component Level
Standards	ISO/IEC 11801-1/2:2017 (Ed. 1.0) EN 50173-1:2018 EN 50173-2:2018 ANSI/TIA-568.2-D:2018

Performance

Certifications	Force Technology Category 6 Component Level
Approvals	ISO/IEC 11801-1/2:2017 (Ed. 1.0) EN 50173-1:2018 EN 50173-2:2018 ANSI/TIA-568.2-D:2018

Caratteristiche costruttive

Tipo di presa	Presa RJ45 compatibile con lo standard Keystone, IDC 110/Krone - T568A/B
Contatti	In lega di bronzo placcati oro 50 µm
Materiale di isolamento	Termoplastico ad alta resistenza meccanica, UL94V-0
Colore	Bianco
Assemblaggio	Terminazione universale a perforazione d'isolamento IDC 110-Krone per conduttori solidi da 23/26 AWG
Etichettatura	Doppia etichetta con schema di connessione T568A/B
Identificazioni e loghi	Logo CCS, P/N e CAT. 6

Construction characteristics

Jack type	RJ45 jack compatible with Keystone standard, IDC 110/Krone - T568A/B
Contacts	Phosphor bronze alloy plated with 50µm of gold
Insulation material	Polycarbonate and ABS, fire retardant UL94V-0 rated
Colour	White
Assembly	110-Krone universal IDC connectors provide vertical termination for 23/26 AWG solid wires
Label	Double label indicating T568A/B connection scheme
Printing	Logo CCS, P/N and CAT. 6

Caratteristiche meccaniche

Forza contatto	99 gr
Tenuta	Min. 133N tra spina e presa
N° cicli di inserzione spine	Min. 750 cicli

Mechanical properties

Contact force	99 gr
Retention	Min. 133N between the jack and plug
Insertion-extraction life	Min. 750 cycles

Condizioni di utilizzo e stoccaggio

Temperatura di stoccaggio	Da -40°C a +70°C
Temperatura di lavoro	Da -10°C a +60°C
Umidità relativa	Max. 93% senza condensazione

Environmental conditions

Storage temperature	From -40°C to +70°C
Operating temperature	From -10°C to +60°C
Relative humidity	Maximum non-condensing 93%

Codice articolo **Product code:**	**2002015**
Descrizione **Description:**	**PRESA CCS CAT. 6 RJ45 NON SCHERMATA UTP COLORE BIANCO- T568A/B** **CAT. 6 CCS UNSHIELDED UTP RJ45 JACK COLOUR WHITE - T568A/B**

Caratteristiche elettriche

Impedenza caratteristica	100±15 Ohm
Resistenza di contatto	Max. 20 mOhm
Corrente limite	1,5A a 20°C
Resistenza di isolamento	Min. 500 MOhm @ 100 Vdc
Tensione di tenuta	1,0 kVac per 1 sec

Electrical properties

Characteristic impedance	100±15 Ohm
Contact resistance	Max. 20 mOhm
Current rating	1,5A at 20°C
Insulation resistance	Min. 500 MOhm @ 100 Vdc
Dielectric withstanding voltage	1,0 kVac for 1 sec

Confezionamento

Confezione	Sacchetto in plastica
Ogni confezione include	- 1 presa CCS RJ45 CAT. 6 non schermata - 1 coperchio plastico copri connessioni - 1 tappo antipolvere - 1 fascetta

Packaging

Packing	PE bag
Each package includes	- 1 CAT. 6 CCS unshielded RJ45 jack - 1 plastic cap - 1 dust cover - 1 cable tie

PROPRIETA' TRASMISSIVE / TRANSMISSION PROPERTIES

Freq	Attenuation	NEXT	FEXT	RL
MHz	dB/100m	dB	dB	dB
	Maximum	Minimum	Minimum	Minimum
1	0,1	75	75	30
4	0,1	75	71,1	30
8	0,1	75	65	30
16	0,1	69,9	59	30
31.25	0,11	64,1	53,2	30
62.5	0,16	58,1	47,2	28,1
100	0,20	54	43,1	24
200	0,28	48	37,1	18
250	0,32	46	35,1	16

SCHEMA ASSEMBLAGGIO /ASSEMBLY SCHEME

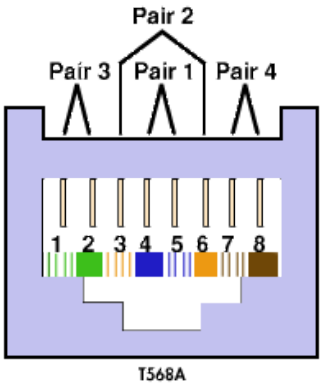

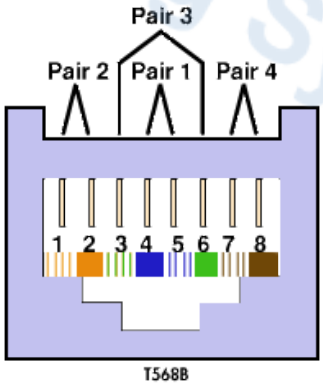

Codice articolo **Product code:**	**2002015**
Descrizione **Description:**	**PRESA CCS CAT. 6 RJ45 NON SCHERMATA UTP COLORE BIANCO- T568A/B** **CAT. 6 CCS UNSHIELDED UTP RJ45 JACK COLOUR WHITE - T568A/B**

PROCEDURA DI ASSEMBLAGGIO

1) Tagliare la guaina esterna del cavo per circa 50 mm (riferimento misura su CRIMP TOOL Cod. Art. 2004095)

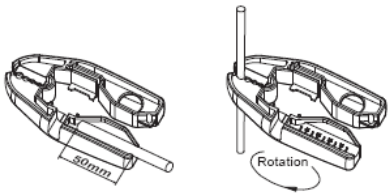

2) Seguendo la colorazione di terminazione T568A/B posizionare le coppie ed usare l'attrezzo Impact Tool per eseguire la terminazione come mostrato in figura. Il canale centrale permette di mantenere la twistatura dei fili entro i 13 mm dal punto di terminazione

3) Tagliare i conduttori in eccedenza ed inserire il coperchio copri connessioni

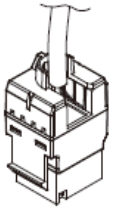

4) Applicare la fascetta tra cavo e presa

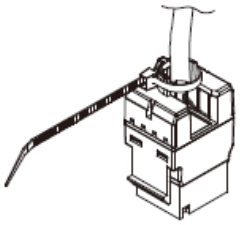

ASSEMBLY INSTRUCTION

1) Cut cable outer jacket about 50 mm off (measure indicated on CRIMP TOOL Cod. Art. 2004095)

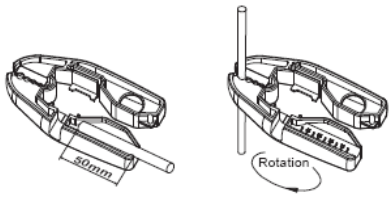

2) Position pairs according to T568A/B termination colours and use Impact Tool for fastening connections as shown in figure.
The center channel lets you preserve wire twisting to well within 13 mm of the termination point

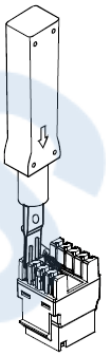

3) Cut conductor surplus jutting and place strain relief cap

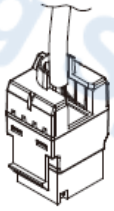

4) Use the cable tie to fix the jack to the cable

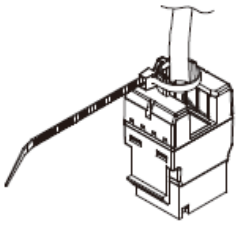

Codice articolo **Product code:**	**2002015**
Descrizione **Description:**	**PRESA CCS CAT. 6 RJ45 NON SCHERMATA UTP COLORE BIANCO- T568A/B** **CAT. 6 CCS UNSHIELDED UTP RJ45 JACK COLOUR WHITE - T568A/B**
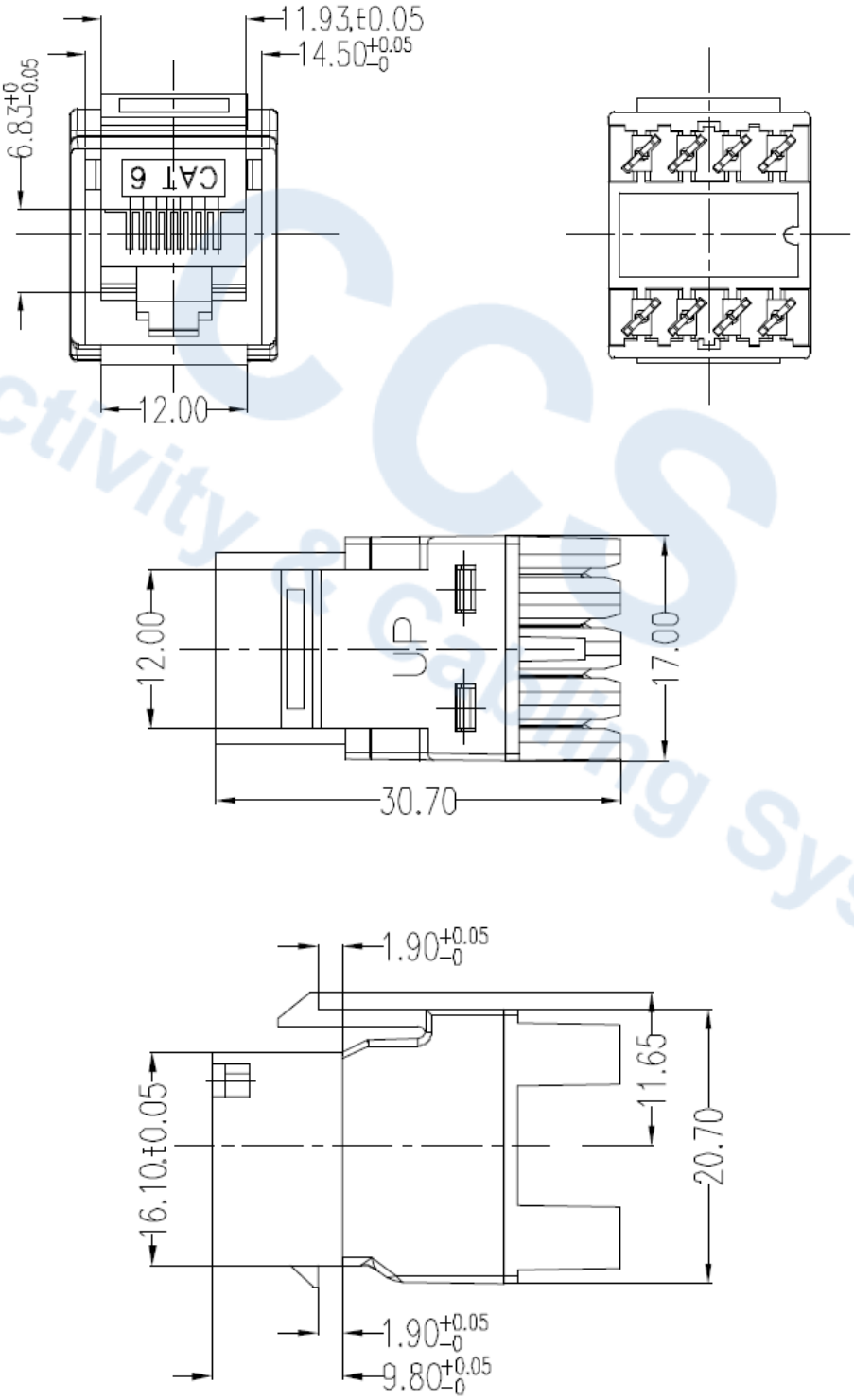
DISEGNO TECNICO/TECHNICAL DRAWINGS